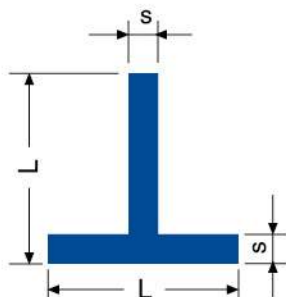




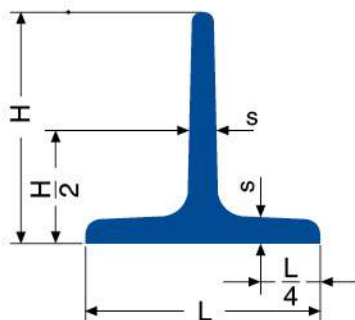
PROFILATI

T A SPIGOLI VIVI



L mm	s mm											
	4	4.5	5	5.5	6	6.5	7	8	9	10	11	
peso kg/m												
20	1.13											
25		1.61										
30			2.16									
35				2.78								
40					3.49							
45						4.26						
50							5.11					
60								7.03				
70									9.26			
80										11.90		
100											16.30	

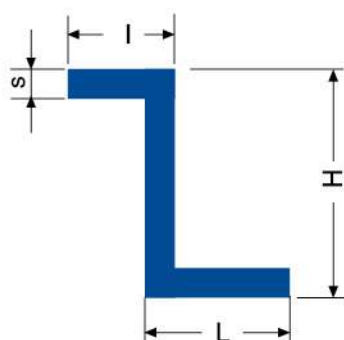
T A SPIGOLI ARROTONDATI



* non unificato

L mm	H mm	s mm					
		5.5	7	8	9	11	13
peso kg/m							
60	30*	3.65					
	60		6.23				
70	70			8.23			
80	80				10.70		
100	100					16.40	
120	120						23.20

Z A SPIGOLI VIVI E BASI DISUGUALI



* non unificato

H mm	L mm	I mm	s mm							
			4	4.5	5	5.5	6	6.5	7	
peso kg/m										
20	14	12	1.19							
25	15*	13*		1.55						
30	17	14*			2.00					
35	19*	16				2.55				
40	21*	17*					3.11			
45	23	19						3.78		
50	25	21							4.51	